



Arcadia Parent Portal Registration and Login:

Part 1 – Registration:

To access Parent Portal, all parents need to follow the 2-step procedure. Arcadia IT will send a registration email to each parent to perform the registration.

This registration email will contain the unique codes for each parent as showed below in screenshot.

Sample Email to inform parent about registration code:

Parent Portal Login Codes

Dear Mr [REDACTED],

Please find below details to create your iSams Parent Portal account.

Parent Portal Link: <https://arcadiaschool.parents.isamshosting.cloud/>
Parent Portal Code: [REDACTED]
Parent Portal Password: [REDACTED]

Please write us back on "support@arcadia.sch.ae" in case of technical issue.

Regards,
Arcadia IT

This is an automated e-mail and is sent by default from Mr Deepak Verma [deepak.verma@arcadia.sch.ae].
If you reply to this e-mail please verify that this or any other address used by the sender is the one to which you wish to reply.

Exchange Received: 17/08/2022 [12:45]

Registration: Upon receiving the registration email, Parent need to visit the URL by clicking on the link received in email and put the codes.

URL: <https://arcadiaschool.parents.isamshosting.cloud/>



arcadiaschool.isamshosting.cloud

[Create an account](#)

ARCADIA PARENT PORTAL

Please enter your login credentials:

Username / Email

Password

Remember me

Sign In

[Forgotten your details?](#)

© 2022 ISAMS Ltd Marketplace Privacy Terms Trademarks Version 22.7.26.8

ARCADIA PARENT PORTAL

Create your parent portal account:

Portal access code
2-XXXXXX

Portal access password

Back Next

© 2022 ISAMS Ltd Marketplace Privacy Terms Trademarks Version 22.8.9.9



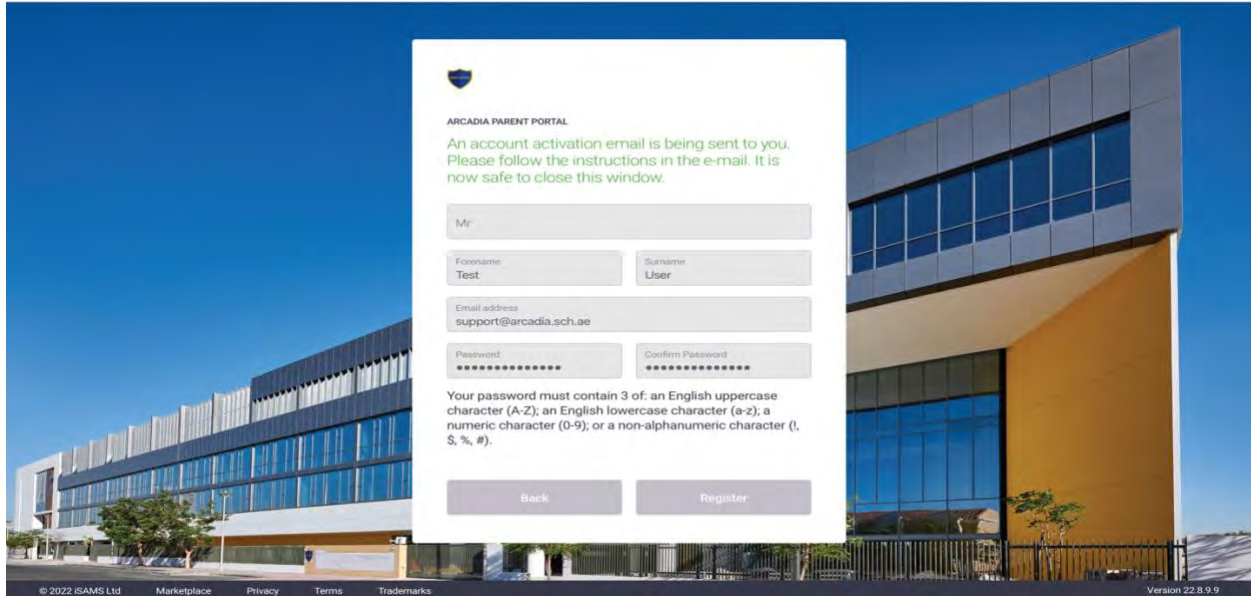
Please fill the form to complete the registration process.

Please make sure user follow the password policy as below.



After Successful completion of form filling parent will get below success message. An activation email will be triggered to registered email id.

* Please make sure you are putting the correct email id which is registered with Arcadia School.



Please click on activation link received on your registered email address to activate your account.

Arcadia Parent Portal – Account Activation

Verify E-Mail Address
In order to activate your account the e-mail address you gave must be verified. Please click on the link below to verify your e-mail address or copy it into your web browser's address bar. The link will expire in 7 days.

Username: ~~XXXXXXXXXXXX~~
E-Mail Address: ~~XXXXXXXXXXXX~~
Verify E-Mail Address: <https://arcadiaschool.isamshosting.cloud/auth/parentportalregistration/activate?guid=XXXXXXXXXXXX>

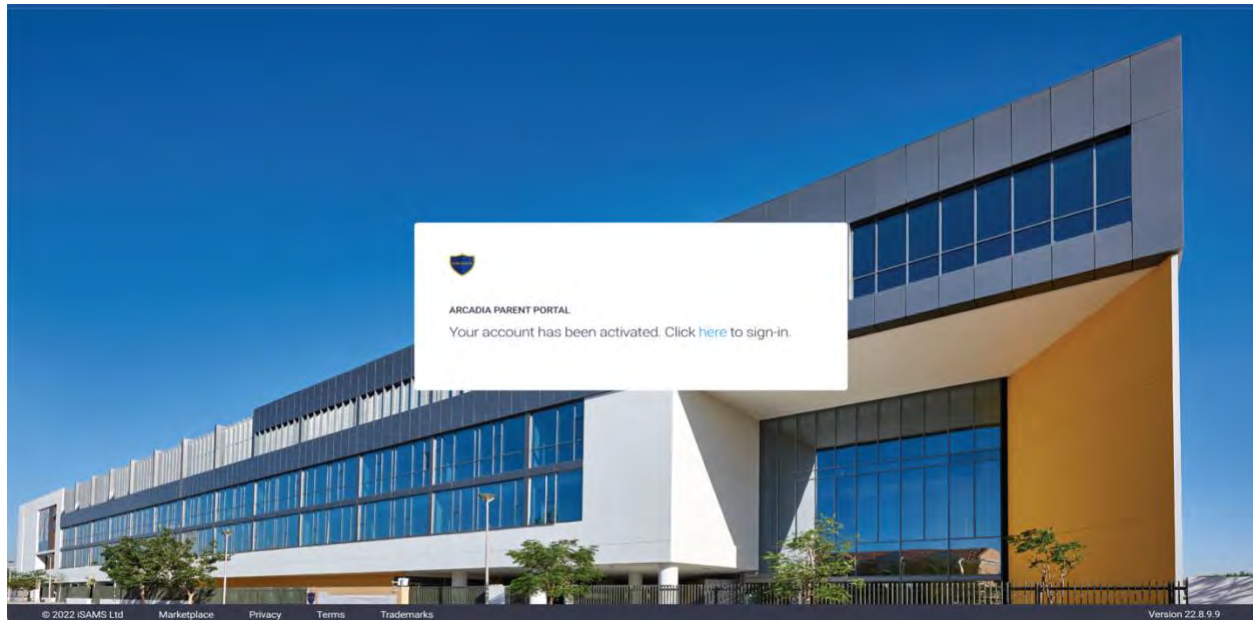
This is an automated e-mail [E/M #iSAMS_PARENTPORTALMANAGER_ACCOUNTACTIVATION] and is sent by default from Arcadia School [noreply@arcadia.sch.ae].
If you reply to this e-mail please verify that this or any other address used by the sender is the one to which you wish to reply.

Exchange Received: 8/17/2022 12:59:08 PM +04:00

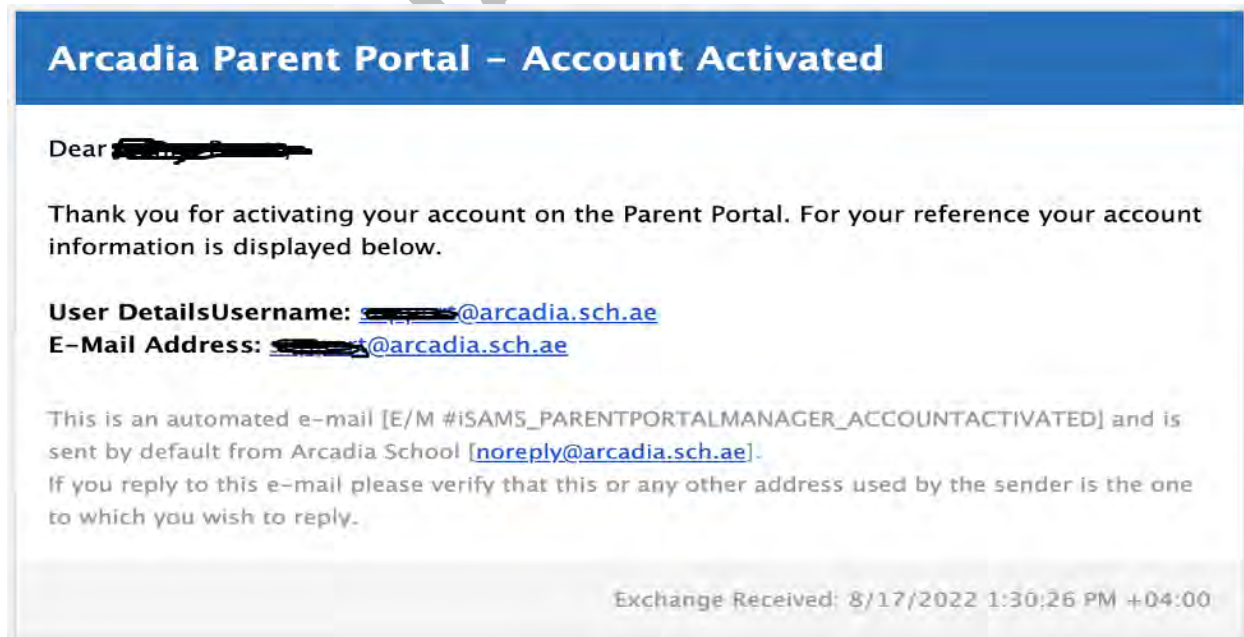


Once parent will click on activation link, it will authenticate the credentials and display the success or failure message accordingly.

Success Message:

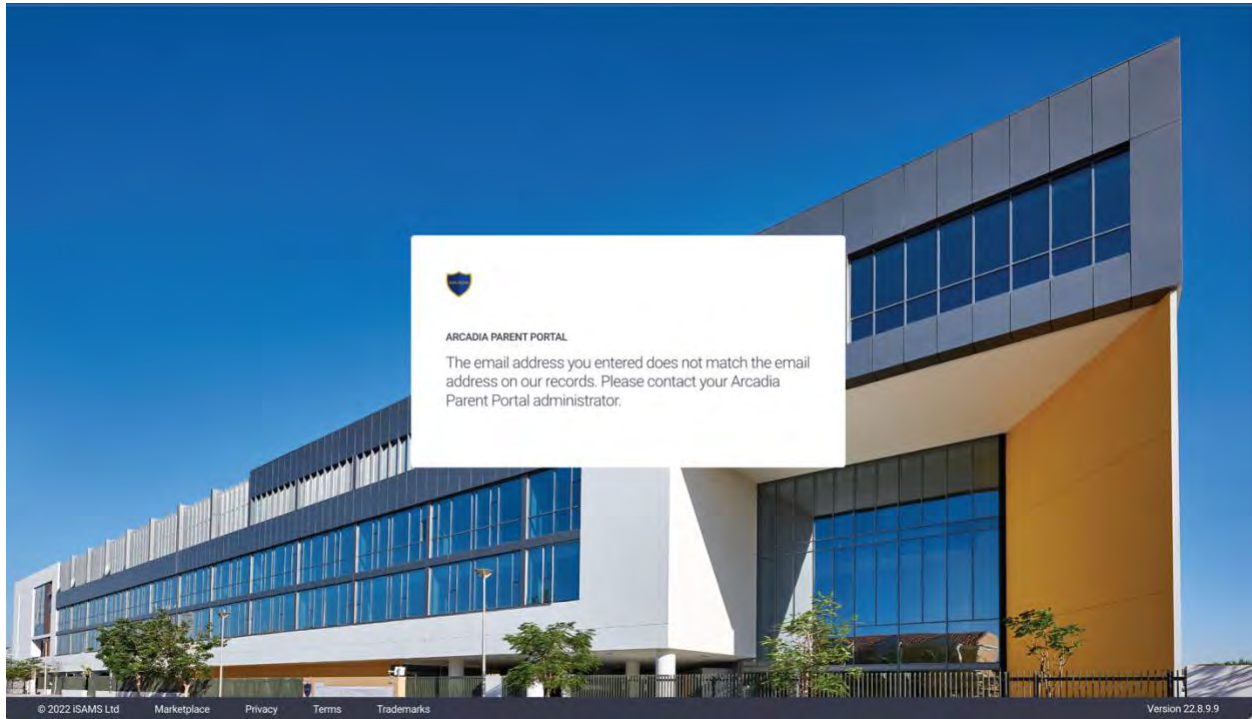


Email notification for Parent Portal activation.





Failure Message:



Highlights:

Please noted that once registration is completed the email id used for registration will be remain same as user name. Please contact Arcadia School in advance if you want to use different email as username.

Please disable popup blocker in your browser.

Please review the password policy as mentioned above while creating an account.

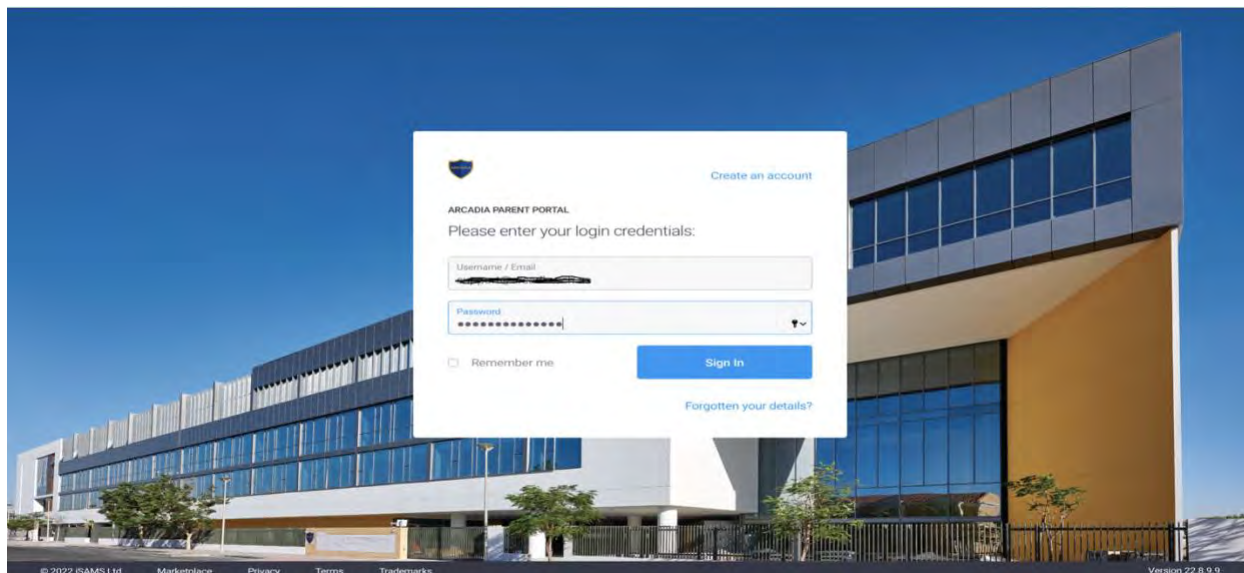
Each family member will have their own separate Parent Portal account.



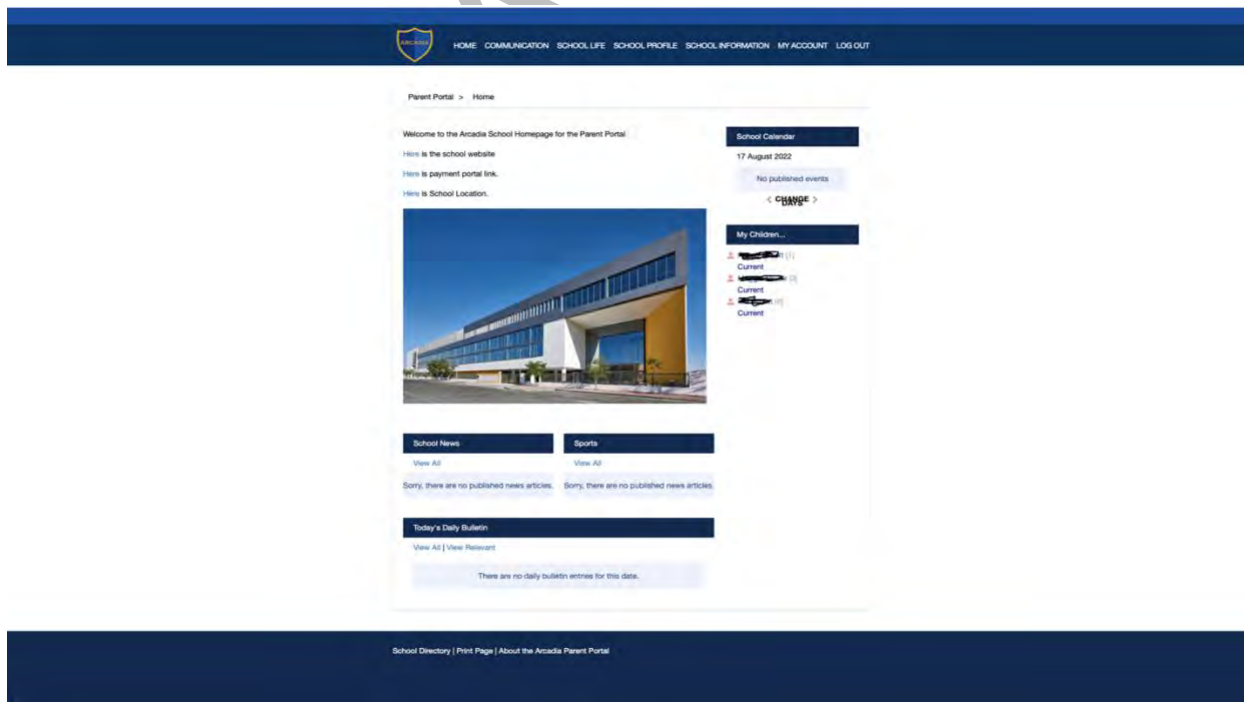
Part 2 – Login:

After successful registration parent need to visit the Parent Portal URL:

<https://arcadiaschool.parents.isamshosting.cloud/>. Please put your credentials below.



Landing page after successful login.





Arcadia iParent App Login:

Parents need to search for iParent app in apple store / play store based upon mobile device operating system.

Apple store Link: click [here](#)

Play Store Link: Click [here](#)



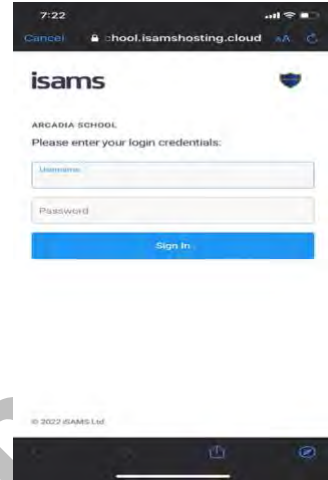
After downloading the app, please put the school code. This is one time activity to link the mobile device with Arcadia School.

School Code: ARCA



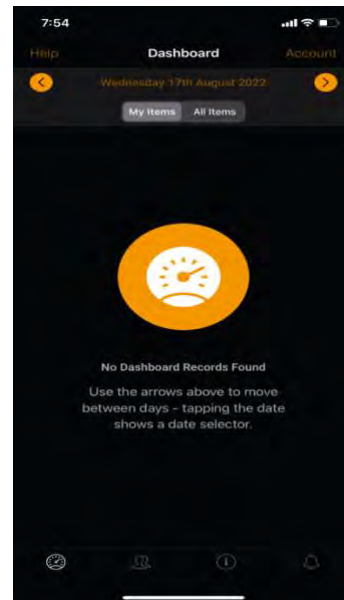
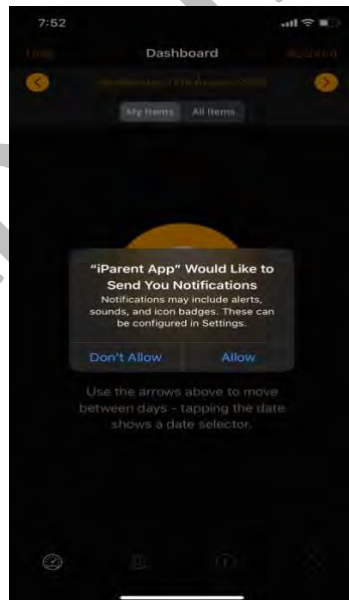


Once Parent will put the school code a pop-up message will appear for confirmation. Post confirmation app will load the login page.



Please use your Parent Portal credentials to login to app. After successful authentication you will be logged in.

Please allow / disallow the notifications as per your preference.



For any technical difficulty please reach us on “support@arcadia.sch.ae”